


To: Newport International & US Sales Managers, Manufacturer Reps, & Distributors

Subject: UPDATE: New Power Pac Battery

Newport Medical released our new HT70 Power Pac Battery (P/N BAT3271A) on Oct 1, 2011. We have received an overwhelmingly positive response to the new features on this battery.

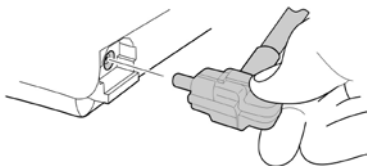
As a result, we will continue to supply this version on all new HT70 ventilators and will also exchange the new battery version for the prior version on all HT70's purchased prior to Oct 1, 2011 at **no charge**. Please contact your local Newport Medical sales person to facilitate the change.

The new Power Pac Battery has an LED indicator and button on the bottom to check the charge level in the battery without having to connect it to the ventilator or turn the ventilator on. The table below illustrates what each color of the LED indicates.

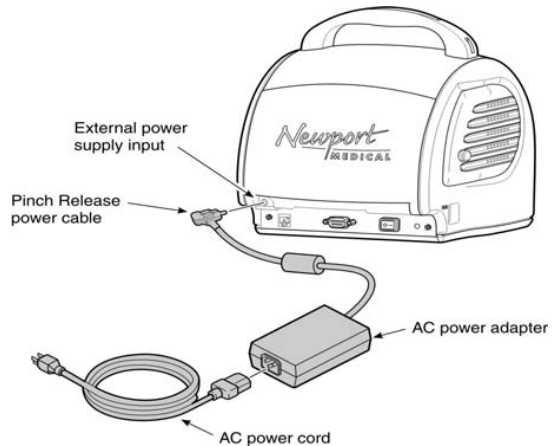


Power Pac Charge Level Indicators			
green	Approx. 90% or higher charge level	yellow Charge not completed	red Battery depleted
NOTE: Always insert the Power Pac onto the HT70 and power the ventilator ON to verify the battery charge level percentage (shown in the message display area).			

The new battery also has a new power inlet to accommodate the new power supply. The Pinch Release Power Supply comes with an easy to use "Pinch Release" plug. The Pinch Release Plug works only with the new Power Pac Battery.



To use, simply push the cylindrical plug with the spring loaded "pinch release" into the battery receptacle (with the cord facing to the right) and it locks in place. To remove the cord, pinch the end of the plug and pull out.



We will require the old battery and power supply to be returned after you have received your new one.

For more information:

Please contact Newport Technical Service at +1.714.427.5811 ext. 500 or email: TechService@ventilators.com.

NOTE: This bulletin replaces the product bulletin "MKPB091211 HT70 Power Supply" issued on September 29, 2011.

